STATE OF HAWAII
DEPARTMENT OF TRANSPORTATION
HIGHWAYS DIVISION

ADDENDUM NO. 1
for
INSTALLATION OF ENHANCED PAVEMENT MARKING AND NEW MILLED RUMBLE STRIP AT VARIOUS LOCATIONS

FEDERAL-AID PROJECT NO. HSIP-0900(105)

ISLANDS OF MAUI, MOLOKAI, AND LANAI

FEBRUARY 3, 2023

This addendum shall make the following amendments to the Bid Documents:

A. SPECIFICATIONS

1. Replace Section 629 – PAVEMENT MARKINGS dated 1/3/23 with the attached Section 629 – PAVEMENT MARKINGS dated r2/3/23.

2. Replace Wage Rates dated 01/13/2023 with the attached Wage Rates dated 01/27/2023.

B. PROPOSAL

2. Replace PROPOSAL Page P-3 dated r05.13.22 with the attached PROPOSAL Page P-3 dated r02.03.23.

The following is provided for information:

A. PRE-BID MEETING MINUTES

A pre-bid meeting was held on January 26, 2023 at 10:00 AM and no one attended.

B. CONTRACTOR'S RFI

The response to Contractor's RFIs are attached for your information.

Please acknowledge receipt of this Addendum No. 1 by recording the date of its receipt in the space provided on page P-4.

ROBIN K. SHISHIDO
Deputy Director, Highways Division

Amend **Section 629 - PAVEMENT MARKINGS** to read as follows:

"SECTION 629 - PAVEMENT MARKINGS

629.01 Description. This section describes furnishing, installing, and removing pavement markings.

629.02 Materials.

White and Yellow Traffic Paint	755.01
Pavement Markers	755.02
Adhesives for Pavement Markers	755.03
Preformed Pavement Marking Tape	755.04
Retroreflective Thermoplastic Compound Pavement Markings	755.05

Pavement markers shall be of uniform composition, free from surface irregularities, and free from other physical damage or defects that affect appearance or performance, or both.

629.03 Construction.

(A) General. Pavement markings shall conform to most recent edition of MUTCD, and as amended; and shall be applied as indicated in the contract documents.

Establish control points and layout pavement markings. The State will provide control points and lay out for pavement marking on new pavement surfaces.

Remove surface moisture and other materials that may adversely affect bonding before applying pavement markings.

If bituminous adhesive is used, apply pavement markers not less than 7 days after completing pavement. If epoxy adhesive is used, apply markers not less than 14 days after completing pavement.

Do not allow more than 1-inch deviation from intended alignment of longitudinal pavement markings on tangents and curves with radii greater than 5,000 feet. Do not allow more than 2-inch deviation from intended alignment of longitudinal pavement markings on curves with radii of 5,000 feet or less. Correct misalignments by removing and reinstalling misaligned portion(s), plus an additional 25-foot segment from each end, within one working day after notification of misalignment by the Engineer.

(B) Temporary Pavement Markings. Install temporary pavement markings by end of work day in accordance with Table 629.03-1 - Temporary Pavement Markings when the following conditions exist:

(1) Permanent pavement markings are not installed after completion of each day's final paving.

(2) Additional guidance through area is required.

(3) Markings for special traffic patterns are warranted.

Install temporary, solid, 6-inch pavement marking tapes on edges of traveled way for newly paved, scarified, or cold-planed surfaces, reconstructed areas, and unmarked areas. Where curbs are present at edges of traveled way, 6-inch pavement marking tapes may be eliminated.

Maintain and replace temporary pavement markings, flexible delineators, and barricades.

Remove temporary markings before installing permanent pavement markings.

Cover or temporarily remove signs that conflict with temporary pavement markings.

When pavement markings are not installed by the completion of construction operations for each day, the Engineer will suspend work and progress payment in accordance with Subsection 105.01(A) - Authority of the Engineer.

TABLE 629.03-1 TEMPORARY PAVEMENT MARKINGS	
TYPE	**PAVEMENT MARKINGS**
Passing Permitted - Both Sides	Broken lines consisting of 10-foot line segments and 30-foot gaps with Type D markers spaced 40 feet on center and located on center of the stripes.
Passing Prohibited - Both Sides	Double solid 4-inch yellow stripes with Type D markers placed 40 feet on center placed consistently on one of the 4-inch yellow stripes.
Passing Permitted - One Side Only	Single continuous 4-inch yellow stripe and single 4-inch yellow broken lines consisting of 10-foot line segments and 30-foot gaps on passing side with Type D markers placed

	40 feet on center on the continuous 4-inch stripe.
Lane Lines - Lane Changing Permitted	Single 4-inch white broken lines consisting of 10-foot line segments and 30-foot gaps with Type C or Type D markers spaced 40 feet on center located on the stripes.
Lane Lines - Lane Changing Prohibited	Double solid 4-inch white stripes with Type C markers placed 40 feet on center consistently on one of the 4-inch white stripes.
Crosswalk	A 10 foot stripe 12 inches in width with 18 inch gap.
Stop Line	Single 12-inch white transverse line.
Note: Paint may be used for temporary markings in areas where final paving is not complete."	

(C) Permanent Pavement Markings.

(1) Permanent Pavement Markers. Provide pavement markers conforming to shapes, dimensions, tolerances, types, uses, and layout as indicated in the contract documents.

Submit samples of pavement markers and adhesives for testing and acceptance 10 days before usage. The Engineer will sample and test pavement markers in accordance with Subsection 755.02 – Pavement Markers.

Use bituminous adhesive or standard set type epoxy adhesive to bond pavement markers to pavement.

Heat and dispense bituminous adhesive from equipment that can maintain required temperature.

When using epoxy adhesive, mix components by employing two-component type automatic mixing and extruding apparatus. Automatic mixing equipment shall use positive displacement pumps and shall properly meter components in ratio of 1:1, $\pm$ 5 percent by volume. Check ratio in presence of the Engineer at beginning of each day or as ordered by the Engineer.

Mix only standard set type adhesive manually, and do not mix more than 1 quart.

Place pavement markers within 60 seconds after mixing and extruding adhesive. No further movement of placed marker will be allowed. Use completely each mixed batch of adhesive within 5

minutes after start of mixing. Place adhesive on pavement surface or on bottom of marker, covering entire area of contact, without voids and with uniform thickness, to produce slight excess after pressing marker in place. Place marker in position and apply pressure with slight twisting motion until firm contact is made with pavement. If adhesive cannot be readily extruded from under marker when pressure is applied, discard remaining batch of adhesive. Immediately remove excess adhesive around edge of marker, on surrounding pavement, and on exposed surfaces of markers.

Remove adhesive from exposed faces of markers, using soft rags moistened with mineral spirits conforming to MIL-PRF-680A(1) or kerosene. Other solvents will not be allowed.

Where bituminous adhesive is used, protect marker against impact until adhesive has hardened to the degree designated by the Engineer. Where epoxy adhesive is used, protect pavement markers against impact until adhesive has hardened in accordance with Table 629.03-2 – Adhesive Set Time For Epoxy Pavement Markers:

TABLE 629.03-2 - ADHESIVE SET TIME FOR EPOXY PAVEMENT MARKERS

Temperature* (Degrees F)	Standard Set Type (Hours)	Rapid Set Type (Minutes)
100	1.5	15
90	2	20
80	3	25
70	4	30
60	5	35
50	7	45
40	No application below 50 degrees F	65
30		85
20		No application below 30 degrees F
10		

*Either pavement surface temperature or ambient air temperature, whichever is lower.

Do not use hardness of epoxy rim around marker as an indication of degree of cure.

Remove and replace pavement markers that do not meet set time requirements indicated in Table 629.03-2 - Adhesive Set Time For Epoxy Pavement Markers.

Do not install pavement markers when relative humidity is greater than 80 percent, or when pavement surface is not dry.

Do not install pavement markers over longitudinal or transverse joints of pavement surface, pavement marking tape, and thermoplastic extrusion markings.

(2) Traffic Paint. Use wheeled, manually or motor-propelled applicator machine to apply traffic paint at nominal thickness of 0.015 inch or at rate of 300 linear feet of single 4-inch stripe for 1 gallon paint. Use applicator having appropriate shields around nozzles to permit sharp stripe definition, and separate nozzle to direct air stream immediately ahead of paint application for clearing debris, dust, and other foreign matter. Immediately remove misted, dripped, and spattered paint from pavements.

Protect freshly painted pavement markings from traffic until paint will not transfer to tires or other devices.

Repair or correct pavement markings damaged by traffic and paint marks on pavement caused by traffic crossing wet paint.

(3) Thermoplastic Extrusion Pavement Marking.

(a) Equipment. Apply material to pavement by extrusion method. One side of shaping die shall be pavement surface and other three sides shall be contained by, or shall be part of equipment for heating and controlling flow of material.

Equipment shall provide continuous mixing and agitation of material. Conveying parts of equipment shall be constructed to prevent accumulation and clogging.

Mixing and conveying parts, including shaping die, shall maintain material at plastic temperature.

Equipment shall produce continuously uniform stripe dimensions.

Applicator shall cleanly and squarely cut off stripe ends. Pans, aprons, or similar appliances that the die overruns will not be allowed.

Apply beads to entire surface of completed stripe by automatic bead dispenser attached to liner.

Equip bead dispenser with automatic cutoff control synchronized with cutoff of thermoplastic material.

Use equipment that provides for varying die widths to produce varying widths of traffic markings.

Provide kettle for melting and heating composition. Equip kettle with automatic thermoplastic control device so that heating can be done by controlled heat transfer liquid rather than direct flame.

Equip and arrange applicator and kettle in accordance with National Fire Underwriters requirements.

Use mobile and maneuverable applicator that is capable of following straight lines and making curves in true arcs.

Use applicator capable of containing minimum of 125 pounds of molten material.

(b) Application. Clean off dirt, blaze, paint, tape, and grease. Apply thermoplastic extrusion pavement marking only when pavement surface is dry.

Use equipment that can apply material in variable widths from 2 inches to 12 inches. Apply material for full width of stripe in one application or pass.

On concrete pavements, on HMA pavements more than seven days old, and on HMA pavements paved within seven days containing less than 6 percent bituminous asphalt, pre-stripe application area with binder material, primer, or prime seal coat recommended by pavement marker manufacturer.

Line thickness, as viewed from lateral cross section, shall measure not less than 3/32 inch at edges, and not less than 1/8 inch in center.

Unnecessary thermo droppings caused by labor or equipment shall be cleaned by the Contractor at no cost to the State.

Take measurements as average throughout 36-inch sections of line. Two thousand pounds of thermoplastic materials supplied in granular or block form shall yield approximately 6,600 feet of 4-inch striping with 90-mil thickness.

Where required by the contract documents to apply new markings over existing markings, bond new line over old line so that no splitting or separation takes place during its useful life.

Provide finished lines with well-defined edges, free of waviness.

(c) Profiled marking Profiled thermoplastic markings shall be produced in one continuous integral process consisting of an extruded base line with raised ribs positioned at regular and predetermined intervals. The product shall be available in standard widths and standard colors of white and yellow.

The base line shall consist of thermoplastic materials extruded to a thickness of not less than 100 mils nor more than 125 mils. The width of the line shall be in accordance with the plans. The edges of the lines shall be well defined and free from waviness.

The raised ribs shall be positioned at regular 36 inch intervals when measure center to center. The general shape of the ribs approximates a trapezoid when viewed from a profile aspect. The raised rib shall stand a minimum of 400 mils above the extruded base line. The length of the raised rib shall be a minimum of 2.5 inches measured at the widest portion of the crown of the rib. In addition, the ribs shall be approximately rectangular in shape.

(4) Preformed Pavement Marking Tape. Apply temporary or permanent preformed pavement marking tape manually or with tape applicators, in accordance with tape manufacturer's recommendations and the contract documents. Install preformed pavement marking tape only when pavement surface is dry.

Do not apply preformed pavement marking tape over other markings. Remove existing pavement markings and prepare surface for tape application in accordance with Subsection 629.03(A) -

General.

Apply preformed pavement marking tape only when ambient air temperature is at least 60 degrees F and rising, and roadway surface temperature is at least 70 degrees F and rising. Application of preformed pavement marking tape will not be allowed when roadway surface temperature exceeds 150 degrees F.

Before applying preformed pavement marking tape, prime existing roadway surfaces with primer in accordance with tape manufacturer's recommendations.

Use tapes of specified width or use tapes of different widths to form specified stripe width. The Engineer will pay for specified width of stripe when different tape widths are used to form specified width.

Use butt splices only. Tape material shall not be overlapped.

Areas marked with preformed pavement marking tape shall be ready for traffic immediately after application.

(5) Thermoplastic Hot Spray Pavement Marking.

(a) Equipment. Use equipment constructed for preparation and application of thermoplastic hot spray pavement marking.

Equipment shall provide continuous mixing and agitation of material. Conveying parts of equipment shall be constructed to prevent accumulation and clogging.

Use applicator capable of containing minimum of 125 pounds of molten material.

Provide kettle for melting and heating composition. Equip kettle with automatic thermostat control device so that heating can be done by controlled heat transfer liquid rather than direct flame.

Equip and arrange applicator and kettle in accordance with National Fire Underwriters requirements.

Mixing and conveying parts, including the spray gun, shall maintain material at molten temperature.

Apply beads to entire surface of completed stripe by automatic bead dispenser attached to hot spray applicator.

Equip bead dispenser with automatic cutoff control synchronized with cutoff of thermoplastic material.

Use equipment that provides for varying spray widths to produce varying widths of traffic markings.

Use mobile and maneuverable applicator that is capable of following straight lines and making curves in true arcs.

(b) Application. Clean off dirt, debris, blaze, paint, tape, and grease. Apply thermoplastic hot spray pavement marking only when pavement surface is dry.

Use equipment that can apply material in variable widths from 2 inches to 12 inches. Apply material for full width of stripe in one application or pass.

On concrete pavements, on HMA pavements more than seven days old, and on HMA pavements paved within seven days containing less than 6 percent bituminous asphalt, pre-stripe application area with binder material, primer, or prime seal coat recommended by pavement marker manufacturer.

Line thickness, as viewed from lateral cross section, shall measure not less than 3/32 inch at edges, and not less than 1/8 inch in center.

Where required by the contract documents to apply new markings over existing markings, bond new line over old line so that no splitting or separation takes place during its useful life.

Provide finished lines with well-defined edges, free of waviness.

(D) Removal of Existing Pavement Markings. Remove and dispose of existing pavement markings as directed by the Engineer before performing the following activities: applying temporary or permanent traffic paint, thermoplastic extrusion pavement marking, or preformed pavement marking tape; and making changes in traffic pattern. Dispose of material in accordance with Subsection 201.03(F) - Removal and Disposal of Material. Use one of the following removal methods:

(1) Grinding. Feather edges of grinding to make smooth transition to existing roadway surface. Limit feathering to 3 inches beyond Edge of existing striping to be removed. Vary feathered

edges to differentiate them from traffic stripes. Coat ground asphalt pavement with rapid-setting slurry.

(2) Burning. Burn off existing painted pavement markings using excess oxygen method.

(3) Sandblasting. As work progresses, immediately remove sand and other material deposited on pavement.

(4) Other. Remove preformed pavement marking tape by methods recommended by manufacturers. Eradication of existing markings by painting over them will not be allowed.

629.04 Measurement.

The Engineer will measure for removing and disposing of pavement striping per linear foot.

The Engineer will measure for removing and disposing of crosswalk and yield line markings per lane.

The Engineer will measure for removing and disposing of pavement arrow, pavement symbol, pavement word, and pavement markers per each.

The Engineer will measure removing and disposing of temporary pavement striping per linear foot.

The Engineer will measure removing and disposing temporary pavement markers per each.

The Engineer will measure establishing control points and layout for pavement marking on a force account basis, in accordance with Subsection 109.06 – Force Account Provisions and Compensation.

The Engineer will measure for furnishing and installing pavement striping per linear foot. The Engineer will measure the longitudinal pavement markings by the linear foot according to the contract. Longitudinal gaps for skip striping that are 30 feet or less will be included in the measurement.

The Engineer will measure for furnishing and installing crosswalk and yield line markings per lane.

The Engineer will measure for furnishing and installing pavement arrow, pavement symbol, pavement word, and pavement markers per each.

629.05 Payment.

The Engineer will pay for establishing control points and laying out for pavement marking on new pavement surfaces on a force account basis, in accordance with Subsection 109.06 – Force Account Provisions and Compensation. The price includes full compensation for establishing control points, laying out and furnishing labor, materials, equipment, tools, and incidentals necessary to complete the work.

The Engineer will pay for the accepted pavement striping at the contract unit price per linear foot. The price includes full compensation for cleaning the existing surface, furnishing and applying the pavement striping, and furnishing labor, materials, equipment, tools, and incidentals necessary to complete the work.

The Engineer will pay for the accepted crosswalk and yield line markings at the contract unit price per lane. The price includes full compensation for cleaning the existing surface, furnishing and applying the crosswalk and yield line markings, and furnishing labor, materials, equipment, tools, and incidentals necessary to complete the work.

The Engineer will pay for the accepted pavement arrow, pavement symbol and pavement word at the contract unit price per each. The price includes full compensation for cleaning the existing surface, furnishing and applying the pavement arrow, pavement symbol and pavement word, and furnishing labor, materials, equipment, tools, and incidentals necessary to complete the work.

The Engineer will pay for the accepted pavement markers including adhesives at the contract unit price per each. The price includes full compensation for cleaning the existing surface, submitting samples; applying adhesives; furnishing, installing and protecting the pavement markers, and furnishing labor, materials, equipment, tools, and incidentals necessary to complete the work.

The Engineer will pay for the accepted removal and disposal of existing pavement symbols, words, and arrows at the contract unit price per each. The price includes full compensation for removing and disposing the existing pavement symbols, words, and arrows; and furnishing labor, materials, equipment, tools, and incidentals necessary to complete the work.

The Engineer will pay for the accepted removal and disposal of existing crosswalk markings and yield line markings at the contract unit price per lane. The price includes full compensation for removing and disposing the existing crosswalk markings and yield line markings; and furnishing labor, materials, equipment, tools, and incidentals necessary to complete the work.

The Engineer will pay for the accepted removal and disposal of existing pavement striping at the contract unit price per linear foot. The price includes full compensation for removing and disposing the existing pavement striping and furnishing labor, materials, equipment, tools, and incidentals necessary to

complete the work.

The Engineer will pay for the accepted removal and disposal of temporary pavement striping at the contract unit price per linear foot. The price includes full compensation for removing and disposing the temporary pavement striping and furnishing labor, materials, equipment, tools, and incidentals necessary to complete the work.

The Engineer will pay for the accepted removal and disposal of existing pavement markers at the contract unit price per each. The price includes full compensation for removing and disposing the existing pavement markers and adhesives, cleaning the existing surface, and furnishing labor, materials, equipment, tools, and incidentals necessary to complete the work.

The Engineer will pay for the accepted removal and disposal of temporary pavement markers at the contract unit price per each. The price includes full compensation for removing and disposing the temporary pavement markers and adhesives, cleaning the existing surface, and furnishing labor, materials, equipment, tools, and incidentals necessary to complete the work.

The Engineer will pay for the following pay items when included in the proposal schedule:

Pay Item	**Pay Unit**
_____-Inch Pavement Striping (Thermoplastic Extrusion)	Linear Foot
Double 4-Inch Pavement Striping (Thermoplastic Extrusion)	Linear Foot
4-Inch Pavement Striping (Profiled Thermoplastic)	Linear Foot
Crosswalk Marking (Thermoplastic Extrusion)	Lane
Yield Line (Thermoplastic Extrusion)	Lane
Pavement Arrow (Thermoplastic Extrusion)	Each
Pavement Word (Thermoplastic Extrusion)	Each
Pavement Symbol (Thermoplastic Extrusion)	Each
Type _____ Pavement Markers	Each
Removing and Disposing _____	Linear Foot
Removing and Disposing _____	Lane

Removing and Disposing _____	Each
Pavement Marking Layout for New Pavement	Force Account”

END OF SECTION 629

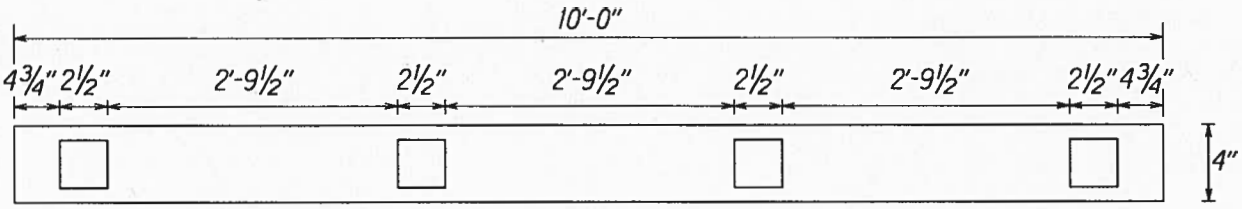

TOP VIEW
LANE LINE

Profiles placed on 36" o.c.
500 mil height, including 100 mil baseline.
Width equal to approximately baseline width.

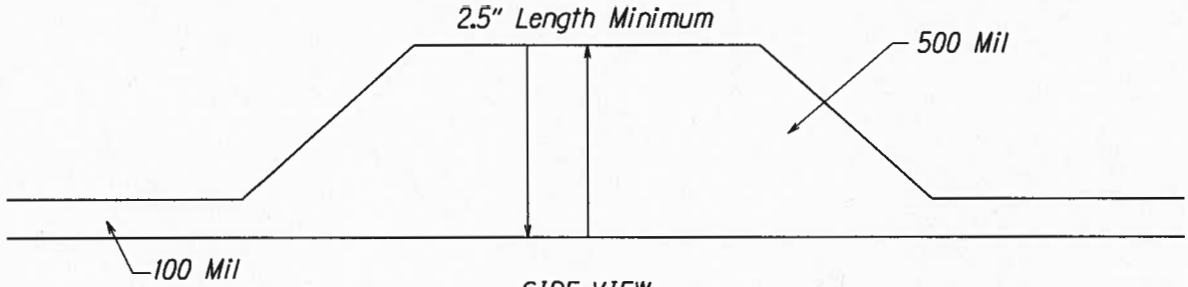

SIDE VIEW

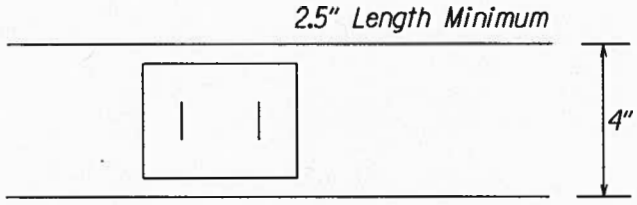

TOP VIEW

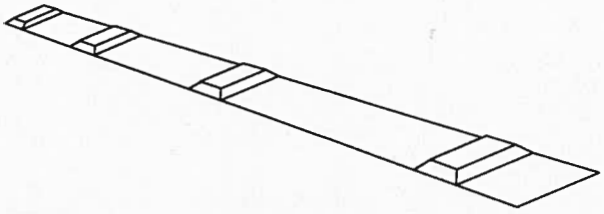

PERSPECTIVE VIEW

PROFILED THERMOPLASTIC STRIPING
Not to Scale

HSIP-0900(105)
629-14a

td2/may/karl/Striping/profiled thermoplastic

"General Decision Number: HI20230001 01/27/2023

Superseded General Decision Number: HI20220001

State: Hawaii

Construction Types: Building, Heavy (Heavy and Dredging), Highway and Residential

Counties: Hawaii Statewide.

BUILDING CONSTRUCTION PROJECTS; RESIDENTIAL CONSTRUCTION PROJECTS (consisting of single family homes and apartments up to and including 4 stories); HEAVY AND HIGHWAY CONSTRUCTION PROJECTS AND DREDGING

Note: Contracts subject to the Davis-Bacon Act are generally required to pay at least the applicable minimum wage rate required under Executive Order 14026 or Executive Order 13658. Please note that these Executive Orders apply to covered contracts entered into by the federal government that are subject to the Davis-Bacon Act itself, but do not apply to contracts subject only to the Davis-Bacon Related Acts, including those set forth at 29 CFR 5.1(a)(2)-(60).

If the contract is entered into on or after January 30, 2022, or the contract is renewed or extended (e.g., an option is exercised) on or after January 30, 2022:	. Executive Order 14026 generally applies to the contract. . The contractor must pay all covered workers at least $16.20 per hour (or the applicable wage rate listed on this wage determination, if it is higher) for all hours spent performing on the contract in 2023.
If the contract was awarded on or between January 1, 2015 and January 29, 2022, and the contract is not renewed or extended on or after January 30, 2022:	. Executive Order 13658 generally applies to the contract. . The contractor must pay all covered workers at least $12.15 per hour (or the applicable wage rate listed on this wage determination, if it is higher) for all hours spent performing on that contract in 2023.

The applicable Executive Order minimum wage rate will be adjusted annually. If this contract is covered by one of the Executive Orders and a classification considered necessary for performance of work on the contract does not appear on this wage determination, the contractor must still submit a conformance request.

Additional information on contractor requirements and worker protections under the Executive Orders is available at http://www.dol.gov/whd/govcontracts.

Modification Number	Publication Date
0	01/06/2023
1	01/13/2023
2	01/27/2023

ASBE0132-001 06/05/2022

	Rates	Fringes
Asbestos Workers/Insulator		
Includes application of all insulating materials, protective coverings, coatings and finishes to all types of mechanical systems. Also the application of firestopping material for wall openings and penetrations in walls, floors, ceilings and curtain walls	$ 42.80	25.85

BOIL0627-005 01/01/2021

	Rates	Fringes
BOILERMAKER	$ 37.25	31.25

BRHI0001-001 09/05/2022

	Rates	Fringes
BRICKLAYER		
Bricklayers and Stonemasons	$ 47.24	31.33
Pointers, Caulkers and Weatherproofers	$ 47.49	31.33

BRHI0001-002 09/05/2022

	Rates	Fringes
Tile, Marble & Terrazzo Worker		
Terrazzo Base Grinders	$ 43.79	33.10
Terrazzo Floor Grinders and Tenders	$ 42.24	33.10
Tile, Marble and Terrazzo Workers	$ 45.60	33.10

CARP0745-001 10/01/2021

	Rates	Fringes
Carpenters:		
Carpenters; Hardwood Floor Layers; Patent Scaffold Erectors (14 ft. and over); Piledrivers; Pneumatic Nailers; Wood Shinglers and Transit and/or Layout Man	$ 51.25	24.84
Millwrights and Machine Erectors	$ 51.50	24.84
Power Saw Operators (2		

```
     h.p. and over)..............$ 51.40            24.84
-----------------------------------------------------------------
 CARP0745-002 10/01/2021

                                   Rates          Fringes

Drywall and Acoustical
Workers and Lathers..............$ 51.50            24.84
-----------------------------------------------------------------
 ELEC1186-001 08/22/2022

                                   Rates          Fringes

Electricians:
     Cable Splicers..............$ 60.51            30.90
     Electricians................$ 53.55            30.69
     Telecommunication worker....$ 34.94            13.69
-----------------------------------------------------------------
 ELEC1186-002 08/22/2022

                                   Rates          Fringes

Line Construction:
     Cable Splicers..............$ 60.51            30.90
     Groundmen/Truck Drivers.....$ 40.16            25.34
     Heavy Equipment Operators...$ 48.20            28.43
     Linemen.....................$ 53.55            30.69
     Telecommunication worker....$ 34.94            13.69
-----------------------------------------------------------------
 ELEV0126-001 01/01/2023

                                   Rates          Fringes

ELEVATOR MECHANIC................$ 68.08       37.335+a+b

  a. VACATION: Employer contributes 8% of basic hourly rate for
  5 years service and 6% of basic hourly rate for 6 months to
  5 years service as vacation pay credit.

  b. PAID HOLIDAYS: New Year's Day, Memorial Day, Independence
  Day, Labor Day, Veterans' Day, Thanksgiving Day, the Friday
  after Thanksgiving Day and Christmas Day.

-----------------------------------------------------------------
 ENGI0003-002 09/03/2018

                                   Rates          Fringes

Diver (Aqua Lung) (Scuba))
     Diver (Aqua Lung) (Scuba)
     (over a depth of 30 feet)...$ 66.00            31.26
     Diver (Aqua Lung) (Scuba)
     (up to a depth of 30 feet)..$ 56.63            31.26
     Stand-by Diver (Aqua Lung)
      (Scuba)....................$ 47.25            31.26
Diver (Other than Aqua Lung)
     Diver (Other than Aqua
     Lung).......................$ 66.00            31.26
     Diver Tender (Other than
     Aqua Lung)..................$ 44.22            31.26
     Stand-by Diver (Other than
     Aqua Lung)..................$ 47.25            31.26
Helicopter Work
     Airborne Hoist Operator
     for Helicopter..............$ 45.80            31.26
```

Co-Pilot of Helicopter	$ 45.98	31.26
Pilot of Helicopter	$ 46.11	31.26
Power equipment operator - tunnel work		
GROUP 1	$ 42.24	31.26
GROUP 2	$ 42.35	31.26
GROUP 3	$ 42.52	31.26
GROUP 4	$ 42.79	31.26
GROUP 5	$ 43.10	31.26
GROUP 6	$ 43.75	31.26
GROUP 7	$ 44.07	31.26
GROUP 8	$ 44.18	31.26
GROUP 9	$ 44.29	31.26
GROUP 9A	$ 44.52	31.26
GROUP 10	$ 44.58	31.26
GROUP 10A	$ 44.73	31.26
GROUP 11	$ 44.88	31.26
GROUP 12	$ 45.24	31.26
GROUP 12A	$ 45.60	31.26
Power equipment operators:		
GROUP 1	$ 41.94	31.26
GROUP 2	$ 42.05	31.26
GROUP 3	$ 42.22	31.26
GROUP 4	$ 42.49	31.26
GROUP 5	$ 42.80	31.26
GROUP 6	$ 43.45	31.26
GROUP 7	$ 43.77	31.26
GROUP 8	$ 43.88	31.26
GROUP 9	$ 43.99	31.26
GROUP 9A	$ 44.22	31.26
GROUP 10	$ 44.28	31.26
GROUP 10A	$ 44.43	31.26
GROUP 11	$ 44.58	31.26
GROUP 12	$ 44.94	31.26
GROUP 12A	$ 45.30	31.26
GROUP 13	$ 42.22	31.26
GROUP 13A	$ 42.49	31.26
GROUP 13B	$ 42.80	31.26
GROUP 13C	$ 43.45	31.26
GROUP 13D	$ 43.77	31.26
GROUP 13E	$ 43.88	31.26

POWER EQUIPMENT OPERATORS CLASSIFICATIONS

GROUP 1: Fork Lift (up to and including 10 tons); Partsman (heavy duty repair shop parts room when needed).

GROUP 2: Conveyor Operator (Handling building material); Hydraulic Monitor; Mixer Box Operator (Concrete Plant).

GROUP 3: Brakeman; Deckhand; Fireman; Oiler; Oiler/Gradechecker; Signalman; Switchman; Highline Cableway Signalman; Bargeman; Bunkerman; Concrete Curing Machine (self-propelled, automatically applied unit on streets, highways, airports and canals); Leveeman; Roller (5 tons and under); Tugger Hoist.

GROUP 4: Boom Truck or dual purpose ""A"" Frame Truck (5 tons or less); Concrete Placing Boom (Building Construction); Dinky Operator; Elevator Operator; Hoist and/or Winch (one drum); Straddle Truck (Ross Carrier, Hyster and similar).

GROUP 5: Asphalt Plant Fireman; Compressors, Pumps, Generators and Welding Machines (""Bank"" of 9 or more, individually or collectively); Concrete Pumps or Pumpcrete

Guns; Lubrication and Service Engineer (Grease Rack); Screedman.

GROUP 6: Boom Truck or Dual Purpose ""A""Frame Truck (over 5 tons); Combination Loader/Backhoe (up to and including 3/4 cu. yd.); Concrete Batch Plants (wet or dry); Concrete Cutter, Groover and/or Grinder (self-propelled unit on streets, highways, airports, and canals); Conveyor or Concrete Pump (Truck or Equipment Mounted); Drilling Machinery (not to apply to waterliners, wagon drills or jack hammers); Fork Lift (over 10 tons); Loader (up to and including 3 and 1/2 cu. yds); Lull High Lift (under 40 feet); Lubrication and Service Engineer (Mobile); Maginnis Internal Full Slab Vibrator (on airports, highways, canals and warehouses); Man or Material Hoist; Mechanical Concrete Finisher (Large Clary, Johnson Bidwell, Bridge Deck and similar); Mobile Truck Crane Driver; Portable Shotblast Concrete Cleaning Machine; Portable Boring Machine (under streets, highways, etc.); Portable Crusher; Power Jumbo Operator (setting slip forms, etc., in tunnels); Rollers (over 5 tons); Self-propelled Compactor (single engine); Self-propelled Pavement Breaker; Skidsteer Loader with attachments; Slip Form Pumps (Power driven by hydraulic, electric, air, gas, etc., lifting device for concrete forms); Small Rubber Tired Tractors; Trencher (up to and including 6 feet); Underbridge Personnel Aerial Platform (50 feet of platform or less).

GROUP 7: Crusher Plant Engineer, Dozer (D-4, Case 450, John Deere 450, and similar); Dual Drum Mixer, Extend Lift; Hoist and/or Winch (2 drums); Loader (over 3 and 1/2 cu. yds. up to and including 6 yards.); Mechanical Finisher or Spreader Machine (asphalt), (Barber Greene and similar) (Screedman required); Mine or Shaft Hoist; Mobile Concrete Mixer (over 5 tons); Pipe Bending Machine (pipelines only); Pipe Cleaning Machine (tractor propelled and supported); Pipe Wrapping Machine (tractor propelled and supported); Roller Operator (Asphalt); Self-Propelled Elevating Grade Plane; Slusher Operator; Tractor (with boom) (D-6, or similar); Trencher (over 6 feet and less than 200 h.p.); Water Tanker (pulled by Euclids, T-Pulls, DW-10, 20 or 21, or similar); Winchman (Stern Winch on Dredge).

GROUP 8: Asphalt Plant Operator; Barge Mate (Seagoing); Cast-in-Place Pipe Laying Machine; Concrete Batch Plant (multiple units); Conveyor Operator (tunnel); Deckmate; Dozer (D-6 and similar); Finishing Machine Operator (airports and highways); Gradesetter; Kolman Loader (and similar); Mucking Machine (Crawler-type); Mucking Machine (Conveyor-type); No-Joint Pipe Laying Machine; Portable Crushing and Screening Plant; Power Blade Operator (under 12); Saurman Type Dragline (up to and including 5 yds.); Stationary Pipe Wrapping, Cleaning and Bending Machine; Surface Heater and Planer Operator, Tractor (D-6 and similar); Tri-Batch Paver; Tunnel Badger; Tunnel Mole and/or Boring Machine Operator Underbridge Personnel Aerial Platform (over 50 feet of platform).

GROUP 9: Combination Mixer and Compressor (gunite); Do-Mor Loaderand Adams Elegrader; Dozer (D-7 or equal); Wheel and/or Ladder Trencher (over 6 feet and 200 to 749 h.p.).

GROUP 9A: Dozer (D-8 and similar); Gradesetter (when required by the Contractor to work from drawings, plans or specifications without the direct supervision of a foreman

or superintendent); Push Cat; Scrapers (up to and including 20 cu. yds); Self-propelled Compactor with Dozer; Self-Propelled, Rubber-Tired Earthmoving Equipment (up to and including 20 cu. yds) (621 Band and similar); Sheep's Foot; Tractor (D-8 and similar); Tractors with boom (larger than D-6, and similar).

GROUP 10: Chicago Boom; Cold Planers; Heavy Duty Repairman or Welder; Hoist and/or Winch (3 drums); Hydraulic Skooper (Koehring and similar); Loader (over 6 cu. yds. up to and including 12 cu. yds.); Saurman type Dragline (over 5 cu. yds.); Self-propelled, rubber-tired Earthmoving Equipment (over 20 cu. yds. up to and including 31 cu. yds.) (637D and similar); Soil Stabilizer (P & H or equal); Sub-Grader (Gurries or other automatic type); Tractors (D-9 or equivalent, all attachments); Tractor (Tandem Scraper); Watch Engineer.

GROUP 10A: Boat Operator; Cable-operated Crawler Crane (up to and including 25 tons); Cable-operated Power Shovel, Clamshell, Dragline and Backhoe (up to and including 1 cu. yd.); Dozer D9-L; Dozer (D-10, HD41 and similar) (all attachments); Gradall (up to and including 1 cu. yd.); Hydraulic Backhoe (over 3/4 cu. yds. up to and including 2 cu. yds.); Mobile Truck Crane Operator (up to and including 25 tons) (Mobile Truck Crane Driver Required); Self-propelled Boom Type Lifting Device (Center Mount) (up to and including 25 tons) (Grove, Drott, P&H, Pettibone and similar; Trencher (over 6 feet and 750 h.p. or more); Watch Engineer (steam or electric).

GROUP 11: Automatic Slip Form Paver (concrete or asphalt); Band Wagon (in conjunction with Wheel Excavator); Cable-operated Crawler Cranes (over 25 tons but less than 50 tons); Cable-operated Power Shovel, Clamshell, Dragline and Backhoe (over 1 cu. yd. up to 7 cu. yds.); Gradall (over 1 cu. yds. up to 7 cu. yds.); DW-10, 20, etc. (Tandem); Earthmoving Machines (multiple propulsion power units and 2 or more Scrapers) (up to and including 35 cu. yds.,"" struck"" m.r.c.); Highline Cableway; Hydraulic Backhoe (over 2 cu. yds. up to and including 4 cu. yds.); Leverman; Lift Slab Machine; Loader (over 12 cu. yds); Master Boat Operator; Mobile Truck Crane Operator (over 25 tons but less than 50 tons); (Mobile Truck Crane Driver required); Pre-stress Wire Wrapping Machine; Self-propelled Boom-type Lifting Device (Center Mount) (over 25 tons m.r.c); Self-propelled Compactor (with multiple-propulsion power units); Single Engine Rubber Tired Earthmoving Machine (with Tandem Scraper); Tandem Cats; Trencher (pulling attached shield).

GROUP 12: Clamshell or Dipper Operator; Derricks; Drill Rigs; Multi-Propulsion Earthmoving Machines (2 or more Scrapers) (over 35 cu. yds ""struck""m.r.c.); Operators (Derricks, Piledrivers and Cranes); Power Shovels and Draglines (7 cu. yds. m.r.c. and over); Self-propelled rubber-tired Earthmoving equipment (over 31 cu. yds.) (657B and similar); Wheel Excavator (up to and including 750 cu. yds. per hour); Wheel Excavator (over 750 cu. yds. per hour).

GROUP 12A: Dozer (D-11 or similar or larger); Hydraulic Excavators (over 4 cu. yds.); Lifting cranes (50 tons and over); Pioneering Dozer/Backhoe (initial clearing and excavation for the purpose of providing access for other equipment where the terrain worked involves 1-to-1 slopes

that are 50 feet in height or depth, the scope of this work does not include normal clearing and grubbing on usual hilly terrain nor the excavation work once the access is provided); Power Blade Operator (Cat 12 or equivalent or over); Straddle Lifts (over 50 tons); Tower Crane, Mobile; Traveling Truss Cranes; Universal, Liebher, Linden, and similar types of Tower Cranes (in the erection, dismantling, and moving of equipment there shall be an additional Operating Engineer or Heavy Duty Repairman); Yo-Yo Cat or Dozer.

GROUP 13: Truck Driver (Utility, Flatbed, etc.)

GROUP 13A: Dump Truck, 8 cu.yds. and under (water level); Water Truck (up to and including 2,000 gallons).

GROUP 13B: Water Truck (over 2,000 gallons); Tandem Dump Truck, over 8 cu. yds. (water level).

GROUP 13C: Truck Driver (Semi-trailer. Rock Cans, Semi-Dump or Roll-Offs).

GROUP 13D: Truck Driver (Slip-In or Pup).

GROUP 13E: End Dumps, Unlicensed (Euclid, Mack, Caterpillar or similar); Tractor Trailer (Hauling Equipment); Tandem Trucks hooked up to Trailer (Hauling Equipment)

BOOMS AND/OR LEADS (HOURLY PREMIUMS):

The Operator of a crane (under 50 tons) with a boom of 80 feet or more (including jib), or of a crane (under 50 tons) with leads of 100 feet or more, shall receive a per hour premium for each hour worked on said crane (under 50 tons) in accordance with the following schedule:

Booms of 80 feet up to but not including 130 feet or Leads of 100 feet up to but not including 130 feet	0.50
Booms and/or Leads of 130 feet up to but not including 180 feet	0.75
Booms and/or Leads of 180 feet up to and including 250 feet	1.15
Booms and/or Leads over 250 feet	1.50

The Operator of a crane (50 tons and over) with a boom of 180 feet or more (including jib) shall receive a per hour premium for each hour worked on said crane (50 tons and over) in accordance with the following schedule:

Booms of 180 feet up to and including 250 feet	1.25
Booms over 250 feet	1.75

ENGI0003-004 09/04/2017

	Rates	Fringes
Dredging: (Boat Operators)		
Boat Deckhand	$ 41.22	30.93
Boat Operator	$ 43.43	30.93
Master Boat Operator	$ 43.58	30.93

Dredging: (Clamshell or
Dipper Dredging)

GROUP 1	$ 43.94	30.93
GROUP 2	$ 43.28	30.93
GROUP 3	$ 42.88	30.93
GROUP 4	$ 41.22	30.93

Dredging: (Derricks)

GROUP 1	$ 43.94	30.93
GROUP 2	$ 43.28	30.93
GROUP 3	$ 42.88	30.93
GROUP 4	$ 41.22	30.93

Dredging: (Hydraulic Suction
Dredges)

GROUP 1	$ 43.58	30.93
GROUP 2	$ 43.43	30.93
GROUP 3	$ 43.28	30.93
GROUP 4	$ 43.22	30.93
GROUP 5	$ 37.88	26.76
Group 5	$ 42.88	30.93
GROUP 6	$ 37.77	26.76
Group 6	$ 42.77	30.93
GROUP 7	$ 36.22	26.76
Group 7	$ 41.22	30.93

CLAMSHELL OR DIPPER DREDGING CLASSIFICATIONS

GROUP 1: Clamshell or Dipper Operator.
GROUP 2: Mechanic or Welder; Watch Engineer.
GROUP 3: Barge Mate; Deckmate.
GROUP 4: Bargeman; Deckhand; Fireman; Oiler.

HYDRAULIC SUCTION DREDGING CLASSIFICATIONS

GROUP 1: Leverman.
GROUP 2: Watch Engineer (steam or electric).
GROUP 3: Mechanic or Welder.
GROUP 4: Dozer Operator.
GROUP 5: Deckmate.
GROUP 6: Winchman (Stern Winch on Dredge)
GROUP 7: Deckhand (can operate anchor scow under direction of Deckmate); Fireman; Leveeman; Oiler.

DERRICK CLASSIFICATIONS

GROUP 1: Operators (Derricks, Piledrivers and Cranes).
GROUP 2: Saurman Type Dragline (over 5 cubic yards).
GROUP 3: Deckmate; Saurman Type Dragline (up to and including 5 yards).
GROUP 4: Deckhand, Fireman, Oiler.

ENGI0003-044 09/03/2018

	Rates	Fringes
Power Equipment Operators (PAVING)		
Asphalt Concrete Material Transfer	$ 42.92	32.08
Asphalt Plant Operator	$ 43.35	32.08
Asphalt Raker	$ 41.96	32.08
Asphalt Spreader Operator	$ 43.44	32.08
Cold Planer	$ 43.75	32.08
Combination Loader/Backhoe (over 3/4 cu.yd.)	$ 41.96	32.08

Combination Loader/Backhoe
(up to 3/4 cu.yd.).....$ 40.98 32.08
Concrete Saws and/or
Grinder (self-propelled
unit on streets, highways,
airports and canals).....$ 42.92 32.08
Grader.....$ 43.75 32.08
Laborer, Hand Roller.....$ 41.46 32.08
Loader (2 1/2 cu. yds. and
under).....$ 42.92 32.08
Loader (over 2 1/2 cu.
yds. to and including 5
cu. yds.).....$ 43.24 32.08
Roller Operator (five tons
and under).....$ 41.69 32.08
Roller Operator (over five
tons).....$ 43.12 32.08
Screed Person.....$ 42.92 32.08
Soil Stabilizer.....$ 43.75 32.08

IRON0625-001 09/01/2022

	Rates	Fringes
Ironworkers:.....	$ 45.00	39.00

a. Employees will be paid $.50 per hour more while working in tunnels and coffer dams; $1.00 per hour more when required to work under or are covered with water (submerged) and when they are required to work on the summit of Mauna Kea, Mauna Loa or Haleakala.

LABO0368-001 09/05/2022

	Rates	Fringes
Laborers:		
Driller.....	$ 41.00	24.25
Final Clean Up.....	$ 30.45	19.57
Gunite/Shotcrete Operator and High Scaler.....	$ 40.50	24.25
Laborer I.....	$ 40.00	24.25
Laborer II.....	$ 37.40	24.25
Mason Tender/Hod Carrier....	$ 40.50	24.25
Powderman.....	$ 41.00	24.25
Window Washer (bosun chair).	$ 39.50	24.25

LABORERS CLASSIFICATIONS

Laborer I: Air Blasting run by electric or pneumatic compressor; Asphalt Laborer, Ironer, Raker, Luteman, and Handroller, and all types of Asphalt Spreader Boxes; Asphalt Shoveler; Assembly and Installation of Multiplates, Liner Plates, Rings, Mesh, Mats; Batching Plant (portable and temporary); Boring Machine Operator (under streets and sidewalks); Buggymobile; Burning and Welding; Chainsaw, Faller, Logloader, and Bucker; Compactors (Jackson Jumping Jack and similar); Concrete Bucket Dumpman; Concrete Chipping; Concrete Chuteman/Hoseman (pouring concrete) (the handling of the chute from ready-mix trucks for such jobs as walls, slabs, decks, floors, foundations, footings, curbs, gutters, and sidewalks); Concrete Core Cutter (Walls, Floors, and Ceiling); Concrete Grinding or Sanding; Concrete: Hooking on, signaling, dumping of concrete for treme work over water on caissons, pilings, abutments, etc.; Concrete: Mixing, handling, conveying, pouring,

vibrating, otherwise placing of concrete or aggregates or by any other process; Concrete: Operation of motorized wheelbarrows or buggies or machines of similar character, whether run by gas, diesel, or electric power; Concrete Placement Machine Operator: operation of Somero Hammerhead, Copperheads, or similar machines; Concrete Pump Machine (laying, coupling, uncoupling of all connections and cleaning of equipment); Concrete and/or Asphalt Saw (Walking or Handtype) (cutting walls or flatwork) (scoring old or new concrete and/or asphalt) (cutting for expansion joints) (streets and ways for laying of pipe, cable or conduit for all purposes); Concrete Shovelers/Laborers (Wet or Dry); Concrete Screeding for Rough Strike-Off: Rodding or striking-off, by hand or mechanical means prior to finishing; Concrete Vibrator Operator; Coring Holes: Walls, footings, piers or other obstructions for passage of pipes or conduits for any purpose and the pouring of concrete to secure the hole; Cribbers, Shorer, Lagging, Sheeting, and Trench Jacking and Bracing, Hand-Guided Lagging Hammer Whaling Bracing; Curbing (Concrete and Asphalt); Curing of Concrete (impervious membrane and form oiler) mortar and other materials by any mode or method; Cut Granite Curb Setter (setting, leveling and grouting of all precast concrete or stone curbs); Cutting and Burning Torch (demolition); Dri Pak-It Machine; Environmental Abatement: removal of asbestos, lead, and bio hazardous materials (EPA and/or OSHA certified); Falling, bucking, yarding, loading or burning of all trees or timber on construction site; Forklift (9 ft. and under); Gas, Pneumatic, and Electric tools; Grating and Grill work for drains or other purposes; Green Cutter of concrete or aggregate in any form, by hand, mechanical means, grindstone or air and/or water; Grout: Spreading for any purpose; Guinea Chaser (Grade Checker) for general utility trenches, sitework, and excavation; Headerboard Man (Asphalt or Concrete); Heat Welder of Plastic (Laborers' AGC certified workers) (when work involves waterproofing for waterponds, artificial lakes and reservoir) heat welding for sewer pipes and fusion of HDPE pipes; Heavy Highway Laborer (Rigging, signaling, handling, and installation of pre-cast catch basins, manholes, curbs and gutters); High Pressure Nozzleman - Hydraulic Monitor (over 100# pressure); Jackhammer Operator; Jacking of slip forms: All semi and unskilled work connected therewithin; Laying of all multi-cell conduit or multi-purpose pipe; Magnesite and Mastic Workers (Wet or Dry)(including mixer operator);Mortar Man; Mortar Mixer (Block, Brick, Masonry, and Plastering); Nozzleman (Sandblasting and/or Water Blasting): handling, placing and operation of nozzle; Operation, Manual or Hydraulic jacking of shields and the use of such other mechanical equipment as may be necessary; Pavement Breakers; Paving, curbing and surfacing of streets, ways, courts, under and overpasses, bridges, approaches, slope walls, and all other labor connected therewith; Pilecutters; Pipe Accessment in place, bolting and lining up of sectional metal or other pipe including corrugated pipe; Pipelayer performing all services in the laying and installation of pipe from the point of receiving pipe in the ditch until completion of operation, including any and all forms of tubular material, whether pipe, HDPE, metallic or non-metallic, conduit, and any other stationary-type of tubular device used for conveying of any substance or element, whether water, sewage, solid, gas, air, or other product whatsoever and without regard to the nature of material from which tubular material is fabricated; No-joint pipe and stripping of same,

Pipewrapper, Caulker, Bander, Kettlemen, and men applying asphalt, Laykold, treating Creosote and similar-type materials (6-inch) pipe and over); Piping: resurfacing and paving of all ditches in preparation for laying of all pipes; Pipe laying of lateral sewer pipe from main or side sewer to buildings or structure (except Contactor may direct work be done under proper supervision); Pipe laying, leveling and marking of the joint used for main or side sewers and storm sewers; Laying of all clay, terra cotta, ironstone, vitrified concrete, HDPE or other pipe for drainage; Placing and setting of water mains, gas mains and all pipe including removal of skids; Plaster Mortar Mixer/Pump; Pneumatic Impact Wrench; Portable Sawmill Operation: Choker setters, off bearers, and lumber handlers connected with clearing; Posthole Digger (Hand Held, Gas, Air and Electric); Powderman's Tender; Power Broom Sweepers (Small); Preparation and Compaction of roadbeds for railroad track laying, highway construction, and the preparation of trenches, footings, etc., for cross-country transmission by pipelines, electrical transmission or underground lines or cables (by mechanical means); Raising of structure by manual or hydraulic jacks or other methods and resetting of structure in new locations, including all concrete work; Ramming or compaction; Rigging in connection with Laborers' work (except demolition), Signaling (including the use of walkie talkie) Choke Setting, tag line usage; Tagging and Signaling of building materials into high rise units; Riprap, Stonepaver, and Rock Slinger (includes placement of stacked concrete, wet or dry and loading, unloading, signaling, slinging and setting of other similar materials); Rotary Scarifier (including multiple head concrete chipping Scarifier); Salamander Heater, Drying of plaster, concrete mortar or other aggregate; Scaffold Erector Leadman; Scaffolds: (Swing and hanging) including maintenance thereof; Scaler; Septic Tank/Cesspool and Drain Fields Digger and Installer; Shredder/Chipper (tree branches, brush, etc.); Stripping and Setting Forms; Stripping of Forms: Other than panel forms which are to be re-used in their original form, and stripping of forms on all flat arch work; Tampers (Barko, Wacker, and similar type); Tank Scaler and Cleaners; Tarman; Tree Climbers and Trimmers; Trencher (includes hand-held, Davis T-66 and similar type); Trucks (flatbed up to and including 2 1/2 tons when used in connection with on-site Laborers'work; Trucks (Refuse and Garbage Disposal) (from job site to dump); Vibra-Screed (Bull Float in connection with Laborers' work); Well Points, Installation of or any other dewatering system.

Laborer II: Asphalt Plant Laborer; Boring Machine Tender; Bridge Laborer; Burning of all debris (crates, boxes, packaging waste materials); Chainman, Rodmen, and Grade Markers; Cleaning, clearing, grading and/or removal for streets, highways, roadways, aprons, runways, sidewalks, parking areas, airports, approaches, and other similar installations; Cleaning or reconditioning of streets, ways, sewers and waterlines, all maintenance work and work of an unskilled and semi-skilled nature; Concrete Bucket Tender (Groundman) hooking and unhooking of bucket; Concrete Forms; moving, cleaning, oiling and carrying to the next point of erection of all forms; Concrete Products Plant Laborers; Conveyor Tender (conveying of building materials); Crushed Stone Yards and Gravel and Sand Pit Laborers and all other similar plants; Demolition, Wrecking and Salvage Laborers: Wrecking and dismantling of buildings

and all structures, with use of cutting or wrecking tools, breaking away, cleaning and removal of all fixtures, All hooking, unhooking, signaling of materials for salvage or scrap removed by crane or derrick; Digging under streets, roadways, aprons or other paved surfaces; Driller's Tender; Chuck Tender, Outside Nipper; Dry-packing of concrete (plugging and filling of she-bolt holes); Fence and/or Guardrail Erector: Dismantling and/or re-installation of all fence; Finegrader; Firewatcher; Flagman (Coning, preparing, stablishing and removing portable roadway barricade devices); Signal Men on all construction work defined herein, including Traffic Control Signal Men at construction site; General Excavation; Backfilling, Grading and all other labor connected therewith; Digging of trenches, ditches and manholes and the leveling, grading and other preparation prior to laying pipe or conduit for any purpose; Excavations and foundations for buildings, piers, foundations and holes, and all other construction. Preparation of street ways and bridges; General Laborer: Cleaning and Clearing of all debris and surplus material. Clean-up of right-of-way. Clearing and slashing of brush or trees by hand or mechanical cutting. General Clean up: sweeping, cleaning, wash-down, wiping of construction facility and equipment (other than ""Light Clean up (Janitorial) Laborer. Garbage and Debris Handlers and Cleaners. Appliance Handling (job site) (after delivery unlading in storage area); Ground and Soil Treatment Work (Pest Control); Gunite/Shotcrete Operator Tender; Junk Yard Laborers (same as Salvage Yard); Laser Beam ""Target Man"" in connection with Laborers' work; Layout Person for Plastic (when work involves waterproofing for waterponds, artificial lakes and reservoirs); Limbers, Brush Loaders, and Pilers; Loading, Unloading, carrying, distributing and handling of all rods and material for use in reinforcing concrete construction (except when a derrick or outrigger operated by other than hand power is used); Loading, unloading, sorting, stockpiling, handling and distribution of water mains, gas mains and all pipes; Loading and unloading of all materials, fixtures, furnishings and appliances from point of delivery to stockpile to point of installation; hooking and signaling from truck, conveyance or stockpile; Material Yard Laborers; Pipelayer Tender; Pipewrapper, Caulker, Bander, Kettlemen, and men applying asphalt, Laykold, Creosote, and similar-type materials (pipe under 6 inches); Plasterer Laborer; Preparation, construction and maintenance of roadbeds and sub-grade for all paving, including excavation, dumping, and spreading of sub-grade material; Prestressed or precast concrete slabs, walls, or sections: all loading, unloading, stockpiling, hooking on of such slabs, walls or sections; Quarry Laborers; Railroad, Streetcar, and Rail Transit Maintenance and Repair; Roustabout; Rubbish Trucks in connection with Building Construction Projects (excluding clearing, grubbing, and excavating); Salvage Yard: All work connected with cutting, cleaning, storing, stockpiling or handling of materials, all cleanup, removal of debris, burning, back-filling and landscaping of the site; Sandblasting Tender (Pot Tender): Hoses and pots or markers; Scaffolds: Erection, planking and removal of all scaffolds used for support for lathers, plasters, brick layers, masons, and other construction trades crafts; Scaffolds: (Specially designed by carpenters) laborers shall tend said carpenter on erection and dismantling thereof, preparation for foundation or mudsills, maintenance; Scraping of floors; Screeds: Handling of all screeds to be reused; handling,

dismantling and conveyance of screeds; Setting, leveling and securing or bracing of metal or other road forms and expansion joints; Sheeting Piling/trench shoring (handling and placing of skip sheet or wood plank trench shoring); Ship Scalers; Shipwright Tender; Sign Erector (subdivision traffic, regulatory, and street-name signs); Sloper; Slurry Seal Crews (Mixer Operator, Applicator, Squeegee Man, Shuttle Man, Top Man); Snapping of wall ties and removal of tie rods; Soil Test operations of semi and unskilled labor such as filling sand bags; Striper (Asphalt, Concrete or other Paved Surfaces); Tool Room Attendant (Job Site); Traffic Delineating Device Applicator; Underpinning, lagging, bracing, propping and shoring, loading, signaling, right-of-way clearance along the route of movement, The clearance of new site, excavation of foundation when moving a house or structure from old site to new site; Utilities employees; Water Man; Waterscape/Hardscape Laborers; Wire Mesh Pulling (all concrete pouring operations); Wrecking, stripping, dismantling and handling concrete forms an false work.

LABO0368-002 09/05/2022

	Rates	Fringes
Landscape & Irrigation Laborers		
GROUP 1	$ 27.25	15.80
GROUP 2	$ 28.25	15.80
GROUP 3	$ 22.15	15.80

LABORERS CLASSIFICATIONS

GROUP 1: Installation of non-potable permanent or temporary irrigation water systems performed for the purposes of Landscaping and Irrigation architectural horticultural work; the installation of drinking fountains and permanent or temporary irrigation systems using potable water for Landscaping and Irrigation architectural horticultural purposes only. This work includes (a) the installation of all heads, risers, valves, valve boxes, vacuum breakers (pressure and non-pressure), low voltage electrical lines and, provided such work involves electrical wiring that will carry 24 volts or less, the installation of sensors, master control panels, display boards, junction boxes, conductors, including all other components for controllers, (b) and metallic (copper, brass, galvanized, or similar) pipe, as well as PVC or other plastic pipe including all work incidental thereto, i.e., unloading, handling and distribution of all pipes fittings, tools, materials and equipment, (c) all soldering work in connection with the above whether done by torch, soldering iron, or other means; (d) tie-in to main lines, thrust blocks (both precast and poured in place), pipe hangers and supports incidental to installation of the entire irrigation system, (e) making of pressure tests, start-up testing, flushing, purging, water balancing, placing into operation all irrigation equipment, fixtures and appurtenances installed under this agreement, and (f) the fabrication, replacement, repair and servicing oflandscaping and irrigation systems. Operation of hand-held gas, air, electric, or self-powered tools and equipment used in the performance of Landscape and Irrigation work in connection with architectural horticulture; Choke-setting, signaling, and rigging for

equipment operators on job-site in the performance of such Landscaping and Irrigation work; Concrete work (wet or dry) performed in connection with such Landscaping and Irrigation work. This work shall also include the setting of rock, stone, or riprap in connection with such Landscape, Waterscape, Rockscape, and Irrigation work; Grubbing, pick and shovel excavation, and hand rolling or tamping in connection with the performance of such Landscaping and Irrigation work; Sprigging, handseeding, and planting of trees, shrubs, ground covers, and other plantings and the performance of all types of gardening and horticultural work relating to said planting; Operation of flat bed trucks (up to and including 2 1/2 tons).:

GROUP 2. Layout of irrigation and other non-potable irrigation water systems and the layout of drinking fountains and other potable irrigation water systems in connection with such Landscaping and Irrigation work. This includes the layout of all heads, risers, valves, valve boxes, vacuum breakers, low voltage electrical lines, hydraulic and electrical controllers, and metallic (coppers, brass, galvanized, or similar) pipe, as well as PVC or other plastic pipe. This work also includes the reading and interpretation of plans and specifications in connection with the layout of Landscaping, Rockscape, Waterscape, and Irrigation work; Operation of Hydro-Mulching machines (sprayman and driver), Drillers, Trenchers (riding type, Davis T-66, and similar) and fork lifts used in connection with the performance of such Landscaping and Irrigation work; Tree climbers and chain saw tree trimmers, Sporadic operation (when used in connection with Landscaping, Rockscape, Waterscape, and Irrigation work) of Skid-Steer Loaders (Bobcat and similar), Cranes (Bantam, Grove, and similar), Hoptos, Backhoes, Loaders, Rollers, and Dozers (Case, John Deere, and similar), Water Trucks, Trucks requiring a State of Hawaii Public Utilities Commission Type 5 and/or type 7 license, sit-down type and ""gang"" mowers, and other self-propelled, sit-down operated machines not listed under Landscape & Irrigation Maintenance Laborer; Chemical spraying using self-propelled power spraying equipment (200 gallon capacity or more).

GROUP 3: Maintenance of trees, shrubs, ground covers, lawns and other planted areas, including the replanting of trees, shrubs, ground covers, and other plantings that did not ""take"" or which are damaged; provided, however, that re-planting that requires the use of equipment, machinery, or power tools shall be paid for at the rate of pay specified under Landscape and Irrigation Laborer, Group 1; Raking, mowing, trimming, and runing, including the use of ""weed eaters"", hedge trimmers, vacuums, blowers, and other hand-held gas, air, electric, or self-powered tools, and the operation of lawn mowers (Note: The operation of sit-down type and ""gang"" mowers shall be paid for at the rate of pay specified under Landscape & Irrigation Laborer, Group 2); Guywiring, staking, propping, and supporting trees; Fertilizing, Chemical spraying using spray equipment with less than 200 gallon capacity, Maintaining irrigation and sprinkler systems, including the staking, clamping, and adjustment of risers, and the adjustment and/or replacement of sprinkler heads, (Note: the cleaning and gluing of pipe and fittings shall be paid for at the rate of pay specified under Landscape & Irrigation Laborer(Group 1); Watering by hand or sprinkler system and the peformance of other types

of gardening, yardman, and horticultural-related work.

LABO0368-003 09/05/2022

	Rates	Fringes
Underground Laborer		
GROUP 1	$ 40.60	24.25
GROUP 2	$ 42.10	24.25
GROUP 3	$ 42.60	24.25
GROUP 4	$ 43.60	24.25
GROUP 5	$ 43.95	24.25
GROUP 6	$ 44.20	24.25
GROUP 7	$ 44.65	24.25

GROUP 1: Watchmen; Change House Attendant.

GROUP 2: Swamper; Brakeman; Bull Gang-Muckers, Trackmen; Dumpmen (any method); Concrete Crew (includes rodding and spreading); Grout Crew; Reboundmen

GROUP 3: Chucktenders and Cabletenders; Powderman (Prime House); Vibratorman, Pavement Breakers

GROUP 4: Miners - Tunnel (including top and bottom man on shaft and raise work); Timberman, Retimberman (wood or steel or substitute materials thereof); Blasters, Drillers, Powderman (in heading); Microtunnel Laborer; Headman; Cherry Pickerman (where car is lifted); Nipper; Grout Gunmen; Grout Pumpman & Potman; Gunite, Shotcrete Gunmen & Potmen; Concrete Finisher (in tunnel); Concrete Screed Man; Bit Grinder; Steel Form Raisers & Setters; High Pressure Nozzleman; Nozzleman (on slick line); Sandblaster-Potman (combination work assignment interchangeable); Tugger

GROUP 5: Shaft Work & Raise (below actual or excavated ground level); Diamond Driller; Gunite or Shotcrete Nozzleman; Rodman; Groundman

GROUP 6: Shifter

GROUP 7: Shifter (Shaft Work & Raiser)

PAIN1791-001 07/01/2022

	Rates	Fringes
Painters:		
Brush	$ 40.00	30.59
Sandblaster; Spray	$ 40.00	30.59

PAIN1889-001 07/01/2022

	Rates	Fringes
Glaziers	$ 41.50	38.37

PAIN1926-001 02/27/2022

	Rates	Fringes
Soft Floor Layers	$ 38.77	33.31

PAIN1944-001 01/01/2023

	Rates	Fringes
Taper	$ 44.60	33.65

PLAS0630-001 09/05/2022

	Rates	Fringes
PLASTERER	$ 45.00	33.58

PLAS0630-002 08/31/2020

	Rates	Fringes
Cement Masons:		
Cement Masons	$ 42.65	32.29
Trowel Machine Operators	$ 42.80	32.29

---

* PLUM0675-001 01/01/2023

	Rates	Fringes
Plumber, Pipefitter, Steamfitter & Sprinkler Fitter	$ 50.98	29.30

ROOF0221-001 09/05/2021

	Rates	Fringes
Roofers (Including Built Up, Composition and Single Ply)	$ 42.55	20.78

SHEE0293-001 02/27/2022

	Rates	Fringes
Sheet metal worker	$ 46.22	30.64

---

* SUHI1997-002 09/15/1997

	Rates	Fringes
Drapery Installer	$ 13.60 **	1.20
FENCE ERECTOR (Chain Link Fence)	$ 9.33 **	1.65

WELDERS - Receive rate prescribed for craft performing operation to which welding is incidental.

==========

** Workers in this classification may be entitled to a higher minimum wage under Executive Order 14026 ($16.20) or 13658 ($12.15). Please see the Note at the top of the wage determination for more information.

Note: Executive Order (EO) 13706, Establishing Paid Sick Leave for Federal Contractors applies to all contracts subject to the Davis-Bacon Act for which the contract is awarded (and any solicitation was issued) on or after January 1, 2017. If this contract is covered by the EO, the contractor must provide

employees with 1 hour of paid sick leave for every 30 hours they work, up to 56 hours of paid sick leave each year. Employees must be permitted to use paid sick leave for their own illness, injury or other health-related needs, including preventive care; to assist a family member (or person who is like family to the employee) who is ill, injured, or has other health-related needs, including preventive care; or for reasons resulting from, or to assist a family member (or person who is like family to the employee) who is a victim of, domestic violence, sexual assault, or stalking. Additional information on contractor requirements and worker protections under the EO is available at https://www.dol.gov/agencies/whd/government-contracts.

Unlisted classifications needed for work not included within the scope of the classifications listed may be added after award only as provided in the labor standards contract clauses (29CFR 5.5 (a) (1) (ii)).

The body of each wage determination lists the classification and wage rates that have been found to be prevailing for the cited type(s) of construction in the area covered by the wage determination. The classifications are listed in alphabetical order of ""identifiers"" that indicate whether the particular rate is a union rate (current union negotiated rate for local), a survey rate (weighted average rate) or a union average rate (weighted union average rate).

Union Rate Identifiers

A four letter classification abbreviation identifier enclosed in dotted lines beginning with characters other than ""SU"" or ""UAVG"" denotes that the union classification and rate were prevailing for that classification in the survey. Example: PLUM0198-005 07/01/2014. PLUM is an abbreviation identifier of the union which prevailed in the survey for this classification, which in this example would be Plumbers. 0198 indicates the local union number or district council number where applicable, i.e., Plumbers Local 0198. The next number, 005 in the example, is an internal number used in processing the wage determination. 07/01/2014 is the effective date of the most current negotiated rate, which in this example is July 1, 2014.

Union prevailing wage rates are updated to reflect all rate changes in the collective bargaining agreement (CBA) governing this classification and rate.

Survey Rate Identifiers

Classifications listed under the ""SU"" identifier indicate that no one rate prevailed for this classification in the survey and the published rate is derived by computing a weighted average rate based on all the rates reported in the survey for that classification. As this weighted average rate includes all rates reported in the survey, it may include both union and non-union rates. Example: SULA2012-007 5/13/2014. SU indicates the rates are survey rates based on a weighted average calculation of rates and are not majority rates. LA indicates the State of Louisiana. 2012 is the year of survey on which these classifications and rates are based. The next number, 007

in the example, is an internal number used in producing the wage determination. 5/13/2014 indicates the survey completion date for the classifications and rates under that identifier.

Survey wage rates are not updated and remain in effect until a new survey is conducted.

Union Average Rate Identifiers

Classification(s) listed under the UAVG identifier indicate that no single majority rate prevailed for those classifications; however, 100% of the data reported for the classifications was union data. EXAMPLE: UAVG-OH-0010 08/29/2014. UAVG indicates that the rate is a weighted union average rate. OH indicates the state. The next number, 0010 in the example, is an internal number used in producing the wage determination. 08/29/2014 indicates the survey completion date for the classifications and rates under that identifier.

A UAVG rate will be updated once a year, usually in January of each year, to reflect a weighted average of the current negotiated/CBA rate of the union locals from which the rate is based.

WAGE DETERMINATION APPEALS PROCESS

1.) Has there been an initial decision in the matter? This can be:

* an existing published wage determination
* a survey underlying a wage determination
* a Wage and Hour Division letter setting forth a position on a wage determination matter
* a conformance (additional classification and rate) ruling

On survey related matters, initial contact, including requests for summaries of surveys, should be with the Wage and Hour National Office because National Office has responsibility for the Davis-Bacon survey program. If the response from this initial contact is not satisfactory, then the process described in 2.) and 3.) should be followed.

With regard to any other matter not yet ripe for the formal process described here, initial contact should be with the Branch of Construction Wage Determinations. Write to:

Branch of Construction Wage Determinations
Wage and Hour Division
U.S. Department of Labor
200 Constitution Avenue, N.W.
Washington, DC 20210

2.) If the answer to the question in 1.) is yes, then an interested party (those affected by the action) can request review and reconsideration from the Wage and Hour Administrator (See 29 CFR Part 1.8 and 29 CFR Part 7). Write to:

Wage and Hour Administrator
U.S. Department of Labor
200 Constitution Avenue, N.W.
Washington, DC 20210

The request should be accompanied by a full statement of the interested party's position and by any information (wage payment data, project description, area practice material, etc.) that the requestor considers relevant to the issue.

3.) If the decision of the Administrator is not favorable, an interested party may appeal directly to the Administrative Review Board (formerly the Wage Appeals Board). Write to:

Administrative Review Board
U.S. Department of Labor
200 Constitution Avenue, N.W.
Washington, DC 20210

4.) All decisions by the Administrative Review Board are final.

==========

END OF GENERAL DECISIO"

3. That the Department does not either expressly or by implication, agree that the actual amount of work will correspond therewith, but reserves the right to increase or decrease the amount of any class or portion of the work, or to omit portions of the work, as may be deemed necessary or advisable by the Director of Transportation, and that all increased or decreased quantities of work shall be performed at the unit prices set forth in the attached proposal schedule except as provided for in the specifications.

4. In case of a discrepancy between unit prices and the totals in said Proposal Schedule, the unit prices shall prevail.

5. Unless amended by Special Provision, agrees to begin work within 10 working days after the date of notification to commence with the work, which date is in the notice to proceed, and shall finish the entire project within the time prescribed.

6. The Director of Transportation reserves the right to reject any or all bids and to waive any defects when in the Director's opinion such rejections or waiver will be for the best interest of the public.

The Bidder acknowledges receipt of and certifies that it has completely examined the following listed items: Hawaii Standard Specifications for Road and Bridge Construction, 2005, and/or the General Provisions for Construction Projects for AIR and WATER Transportation Facilities Division dated 2016, as applicable, the Notice to Bidders, Special Provisions, Proposal, Contract, Bond Forms, and Project Plans.

In accordance with Section 103D-323, Hawaii Revised Statutes, this proposal is accompanied with a bid security in the amount of $37,500.00 per Area, in the form checked below. (Check applicable bid security submitted with bid.)

_____ Surety Bid Bond (Use standard form),

_____ Cash,

_____ Cashier's Check,

_____ Certified Check, or

_____ _____.
(Fill in other acceptable security.)

Questions for solicitation: B23001418 INSTALLATION OF ENHANCED PVMT MARKING AND MILLED RUMBLE STRIPS
02/02/2023

1. **Specification 102.08 Proposal Guaranty lists the security amount for each area as $37,500; however the Proposal form (Page P-3) states per area is $750,000. Please clarify which proposal guaranty amount is correct and to be supplied with the proposal.**

The correct proposal guaranty amount is $37,500. Proposal form (Page P-3) will be revised.

2. **Page 645-3a starting on line 139 payment for shoulder closure does not include Police Officers. Page 645-4a starting on line 142 payment for flagging operations doesn't include Police Officers. If Police Officers are to be included in any or all of the traffic control items then how many Police Officers will be required per traffic control item and what will be the Contractors cost per Police Officer per shift be?**

According to HDOT's 2005 Standard Specifications Section 645, work zone traffic control includes the furnishing of "two police officers for each location that requires work zone traffic control."

3. **Specification Page 645-4a starting on line 148 Police Officers Required for Bid. The payment for Traffic Control (Lane Closure) includes full compensation for renting/furnishing, installing, maintaining, relocating and removing all signs, barricades, delineators, cones, arrow boards, Police Officers, etc. as required. Note there is a pay item for Additional Police Officers (Page 645-4a line 182) at Force Account. How many Police Officers, if any, should we include in our bid for lane closures?**

According to HDOT's 2005 Standard Specifications Section 645, work zone traffic control includes the furnishing of "two police officers for each location that requires work zone traffic control."

4. **Specification Page 110-3a starting at line 136 the Contractor must notify all private property owners in the vicinity where pavement markings and rumble strip installation is performed in the event that the work may hinder access to their property. Does this include No Parking Signs? If so, how do Notifications to Residents and No Parking Signs pay?**

If notifications and/or no parking signs are required, they shall be considered incidental to the various work items.

5. **Specification Page 110-4a starting at line 157 the Contractor shall remove debris daily and shall leave the work site in a condition equal to or cleaner than prior to commencing work. The Contractor shall be responsible for all hauling and lawful disposal of debris. Does the Contractor have to dispose of the debris daily regardless of the quantity? Can the contractor stockpile debris on the jobsite or at the contractors yard?**

Yes, all debris shall be removed daily regardless of the quantity.

6. **Specification Page 110-4a starting at line 165 at certain work sites erosion control plans or BMP plans will be requested by the Engineer. Submit the signed work order, proposed schedule and BMP plans for approval. Will an erosion control plan be required for each work order? Will a BMP plan be required for each work order? How will these items get paid for? Since we have BMP practices and plans on every work order will you add a bid item for this or should we consider the labor, equipment and materials for this in the items of work?**

An erosion control plan and/or BMP plan may be required by the Engineer. If so, the cost shall be considered incidental to the various work items.